Norfolk County Rifle Range – IDPA

Standards – Two Count

Course Designer: JDK

SCENARIO: n/a

START POSITION: For each string, handgun loaded with 2 rounds and holstered. All reloading devices are on the shooter's belt.

STAGE PROCEDURE:

String 1: On signal, engage T1 with 2 body and 2 head shots

String 2: On signal, engage T2 with 2 body and 2 head shots

String 3: On signal, engage T3 with 2 body and 2 head shots

String 4: On signal, engage T1-T3 with 2 body shots each in tactical sequence.

STRINGS:	**4**
SCORING:	**18 rounds min, Limited**
TARGETS:	**3 Threat, 0 Non-threat, 0 Steel**
SCORED HITS:	**Best 8 body/2 head per target**
START-STOP:	**Audible - Last shot**
CONCEALMENT:	**Optional**

Setup Notes:
P1 – T2: 8 yards
Distance between targets: 3 yards
Set this stage up range

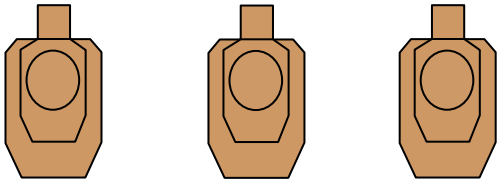

T1 T2 T3

Norfolk County Rifle Range – IDPA

Kids in the Maze

Course Designer: WR

SCENARIO: You have taken your kids to a pumpkin patch and corn maze. The kids enter the maze ahead of you and encounter terror within. Rescue them!

START POSITION: Handgun is loaded to division capacity and holstered. Shooter standing at P1 holding an ear of corn with both hands.

STAGE PROCEDURE: At the start signal, moving from P1 to P2 (through the maze) and engage all threats with two rounds each using all available cover. All targets must be engaged from within the maze.

STRINGS:	**1**
SCORING:	**12 rounds min, Unlimited**
TARGETS:	**6 Threat, 3 Non-threat, 0 Steel**
SCORED HITS:	**Best 2 per target**
START-STOP:	**Audible - Last shot**
CONCEALMENT:	**Required**

Setup Notes: Place NTs on stands in front of threat targets. Place T5 and T6 in the pit.

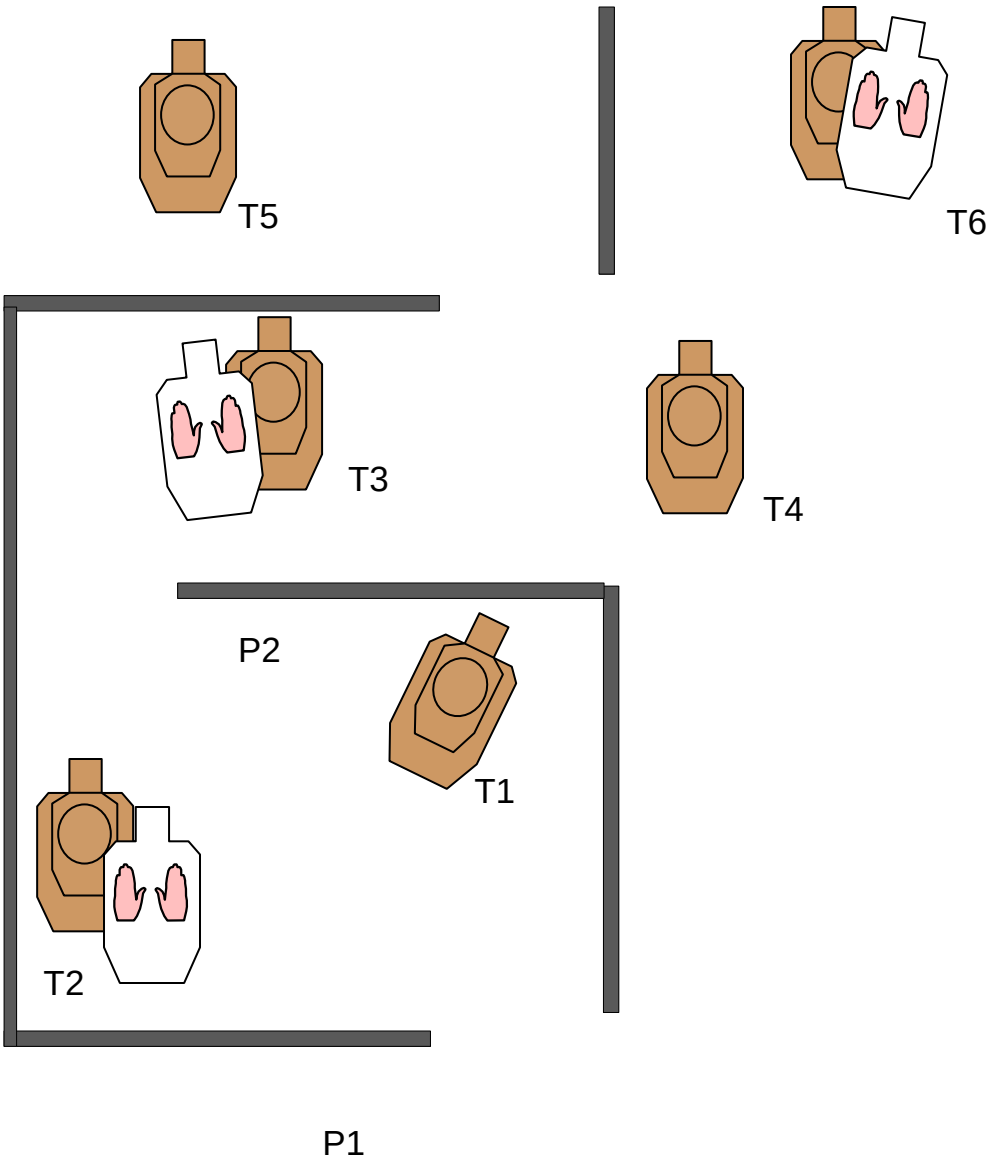

Norfolk County Rifle Range – IDPA

Collateral Damage

Course Designer: CC

SCENARIO: You are a secret agent on a trip to Pakistan when you get jumped in an alley while waiting to meet an informant.

START POSITION: Standing at P1 with handgun loaded to division capacity and holstered.

STAGE PROCEDURE: At the signal, draw and engage T1 with 2 rounds using retention. Then engage T2 with 2 body and one head shot freestyle. Then engage T3 with one head shot..

STRINGS: 1
SCORING: 6 rounds min, Unlimited
TARGETS: 3 Threat, 1 Non-threat, 0 Steel
SCORED HITS: Best 2 on T1, best 2 body/1 head on T2 and best head on T3
START-STOP: Audible - Last shot
CONCEALMENT: Required

Setup Notes:
P1 – T1: 2 yards
T1 – T2: 2 yards

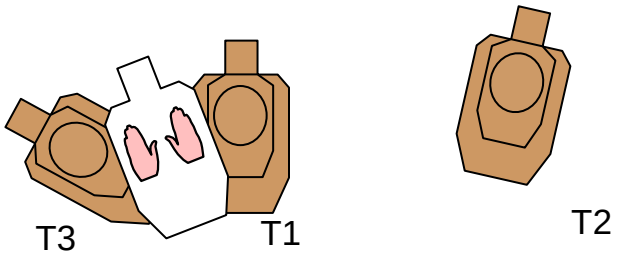

P1

Norfolk County Rifle Range – IDPA

Standards x 5

Course Designer: JDK

SCENARIO: n/a

START POSITION: Handgun loaded to 6 rounds and holstered. Shooter standing at P1.

STAGE PROCEDURE: At the signal, engage T1 – T3 with 2 rounds each. Reload and engage T4 – T5 with 2 rounds each.

STRINGS:	**1**
SCORING:	**10 rounds min, Limited**
TARGETS:	**5 Threat, 2 Non-threat, 0 Steel**
SCORED HITS:	**Best 2 per target**
START-STOP:	**Audible - Last shot**
CONCEALMENT:	**Optional**

Setup Notes: P1 to T2: 8 yards

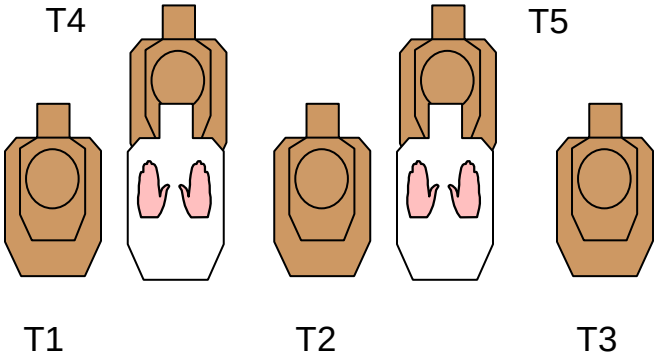

P1