

## WELCOME TO NCRR IDPA

NCRR IS A COLD RANGE. No loaded weapons are allowed in the Clubhouse or in the range unless under the direct supervision of a Range Safety Officer. If you come to the club loaded, proceed immediately to the clearing barrel outside the front door of the range and unload and clear your firearm. DO NOT UNLOAD IN THE DRY FIRE AREA OR ANYWHERE OTHER THAN WHERE THE RO DIRECTS, INCLUDING YOUR VEHICLE.

### Fundamental Rules for Gun Safety:

1. **ALWAYS** keep the gun pointed in a safe direction.
2. **ALWAYS** keep your finger off the trigger until ready to shoot.
3. **ALWAYS** keep the gun unloaded until ready to use.
4. **ALWAYS** Know your target and what is beyond.

**The Dry Fire Area is the only place you are allowed to handle your firearm, other than when the range officer gives you the commands to load and make ready, and when you are firing your stage. There is no ammo allowed in or around the Dry Fire Area.**

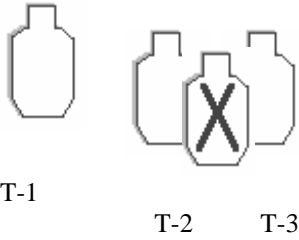
No Steel Core ammo or Hollow points are allowed at NCRR IDPA matches. If you aren't sure, there is a magnet in the range at the brass barrels to check your ammo with.

You may load ammo in magazines and speed loaders anywhere **except** in the dry fire area.

When entering the range area you must have eye and ear protection on.

Please open only one door to the range at a time.

**IF AT ANY TIME YOU SEE A UNSAFE ACT, YOU ARE EXPECTED TO STOP THAT ACT AND/OR NOTIFY A RANGE OFFICER IMMEDIATELY. SAFETY IS EVERYONE'S RESPONSIBILITY**



START

AT SIGNAL ENGAGE T-1 WITH 2 TO THE BODY AND 1 TO THE HEAD THEN ENGAGE T-2 AND T-3 WITH 1 HEAD SHOT EACH. VICKERS SCORING, 6 ROUNDS IN FIRST MAGAZINE ONLY.

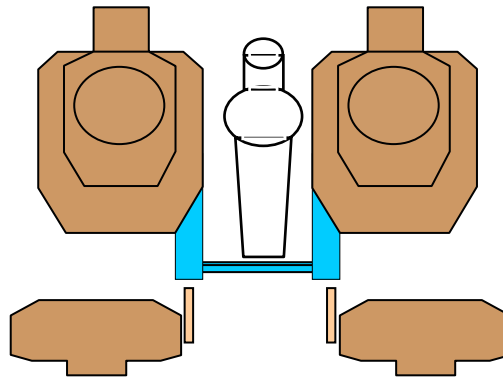
**START POSITION:** Facing down range. Handgun loaded with 6 rounds only. Concealment required

**STAGE PROCEDURE**

On signal neutralize standing T1, T2, & knock down the steel popper in any order. Then neutralize T3 & T4.

**SCORING**

**SCORING:** Vickers- 5 Min  
**TARGETS:** 4 IDPA, 1 Popper  
**SCORED HITS:** Best 1 for T1,T2,T3,& T4  
**START-STOP:** Audible - Last shot  
**PENALTIES:** Procedural. 3 sec  
Failure to neutralize. 5 sec



**START POSITION:** Standing at P1 facing down range. Loaded to division capacity. No concealment required.

**STAGE PROCEDURE:**

On signal, draw and engage

**String #1** – From retention, strong hand only, 1 shot to body.

**String #2** – Strong hand only, 2 shots to body.

**String #3** – Strong hand only, 2 body 1 head

**SCORING**

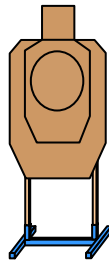
**SCORING:** Limited Vickers- 6 rounds

**TARGETS:** 1 IDPA

**SCORED HITS:** 6

**START-STOP:** Audible - Last shot

**PENALTIES:** Procedural. 3 sec



2 Yard

---

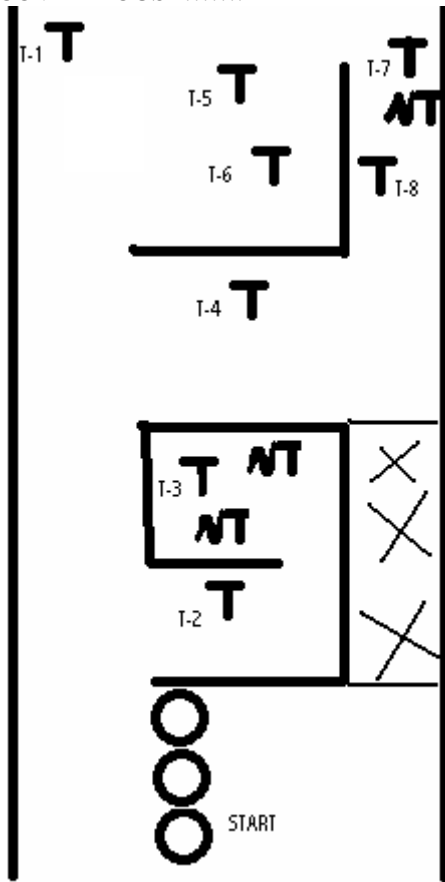
4 Yard

---

6 Yard

---

COVER HOUSE.....



FROM START POSITION, AT SIGNAL ENGAGE EACH TARGET WITH 2 ROUNDS EACH.

IN THIS HOUSE YOU WILL BE WATCHED CLOSLY FOR USE OF COVER, SO USE IT!

16 ROUNDS MIN, ANY IDPA RELOAD